



Successfully tested at BRE

EN13141-1: 2019 - Ventilation for buildings - Performance testing of components/products for residential ventilation - Part 1: Externally and internally mounted air transfer devices.

Meets the minimum airflow requirements of the latest revision of Approved Document F: Part 1.

BS EN ISO 10140-1 Acoustics. Laboratory measurement of sound insulation of building elements - Application rules for specific products and BS EN ISO 10140-2 Acoustics. Laboratory measurement of sound insulation of building elements - Measurement of airborne sound insulation.

Acoustic Attenuation – DneW (dB)			
	Yale SlotVent 2500EA	Yale SlotVent 4000EA	Yale SlotVent 5000EA
Standard - Open	33	31	30
Standard - Closed	36	34	34
With Foam Gasket (PF) - Open	33	31	30
With Foam Gasket (PF) - Closed	46	43	43

Maintenance

Yale recommends the SlotVent is wiped clean at 6-month intervals using a damp cloth. The external hood should be brushed lightly to remove dust and debris.

Material Spec

Internal Vent, External Hood and Flyscreen for Overframe: ASA resin.
ASA resin is commonly used for outdoor applications due to its strong weather resistance, colour fade resistance, UV resistances and mechanical properties.
Fixing clips: ABS

Yale SlotVent	EpA @ 1Pa
2500EA	2627
4000EA	4206
5000EA	5272



10 Year Guarantee
Delivering peace of mind from the world's favourite lock company.



GGF Members
Affiliate members of the Glass and Glazing Federation.

* www.ggf.org.uk

** https://assets.publishing.service.gov.uk/government/uploads/system/uploads/attachment_data/file/468871/ADF_LOCKED.pdf

THE YALE BRAND
Yale is trusted by millions of people every day to keep what's important to them safe. Our innovations have protected their homes, families and belongings for over 180 years. We have expanded from being a leader in mechanical lock engineering to innovating connected smart locks and homes. Because we always make every effort to push the boundaries in a changing world. We were there for your grandparents (and probably theirs) and we'll be there for your children. Today, and every day to come.

Yale DWS
School Street, Willenhall, West Midlands WV13 3PW, UK
T: 01902 366800 F: 01902 369041
www.yaledws.co.uk

August 2022 Yale©

Due to a continuous programme of development the company reserves the right to make alterations without notice. (Products which are not a stocked item will be subject to a longer lead time which needs to be agreed with your Yale representative).

Part of ASSA ABLOY



Yale SlotVent

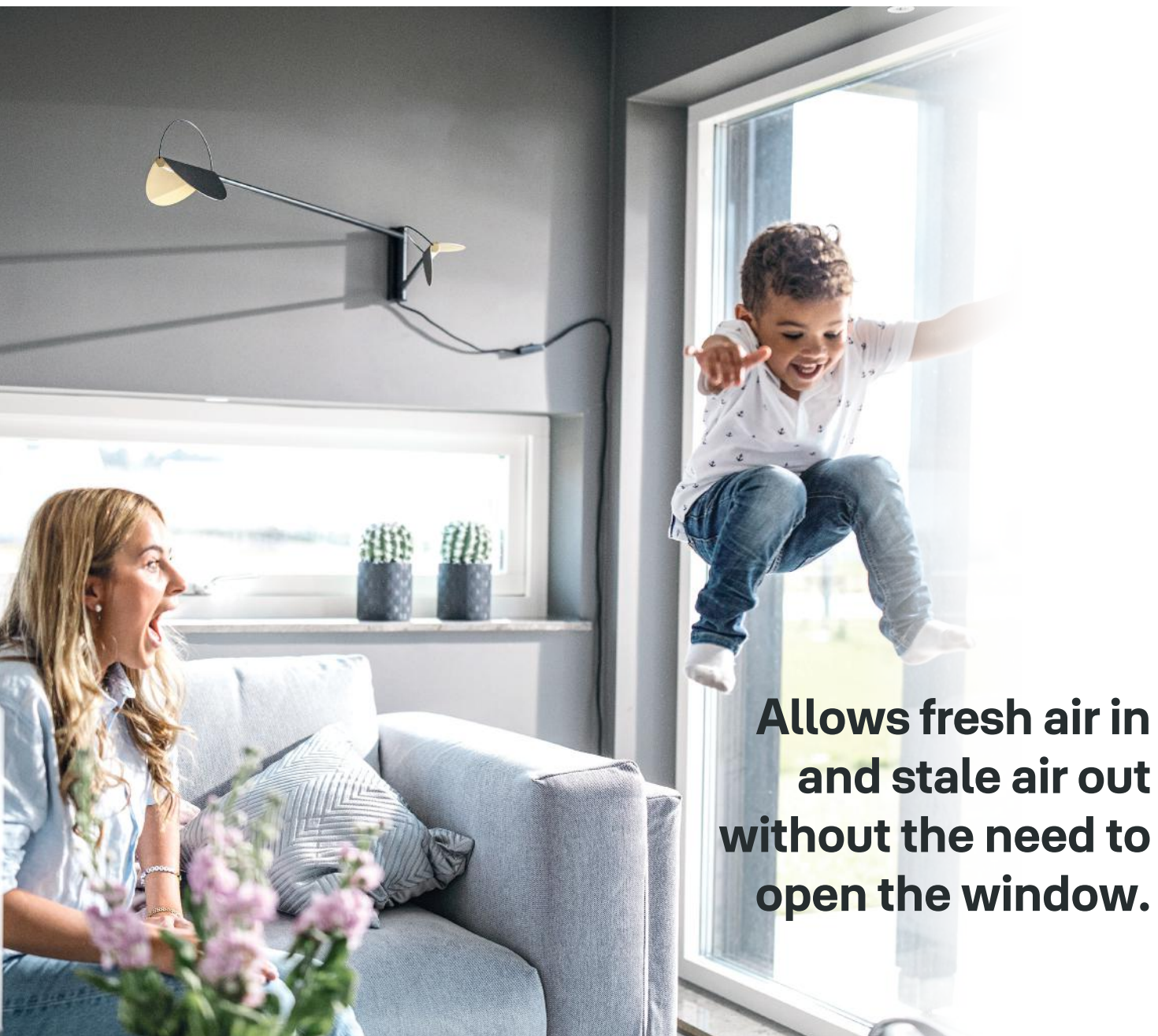
Ventilation for a fresher atmosphere



Trusted every day

Yale SlotVent

Designed and developed in the UK, Yale's SlotVent allows an appropriate amount of air to pass through the window, helping to remove stale air and reduce condensation and mould, as well as enabling people in cities or near busy roads to benefit from ventilation without having to open their windows.



**Allows fresh air in
and stale air out
without the need to
open the window.**

Advice to consumers on the benefits of trickle vents.

Recommendations by the GGF (Glass and Glazing Federation)

Trickle ventilators and night vent locking systems are the easier methods for providing ventilation when replacing windows. Where security is an issue or draughts will be a problem night vent locking systems are not recommended.

- SlotVent also has benefits for people living in urban or noisy areas, providing valuable ventilation without opening windows.
- Odours and water vapour from cooking, washing, and bathing can be reduced.
- There is likely to be a reduction in condensation and mould, which could reduce damage to your décor and reduce potential health problems for asthma and allergy sufferers.
- Potentially harmful airborne pollutants such as emissions from cleaning products, flooring and furnishings can escape from your home.
- Some ventilation systems can be left open to allow ventilation at night or while you are away from home.*



The regulations

Approved Document F provides guidance on meeting building regulations that specifically apply to ventilation and can be seen at (www.gov.co.uk).

Approved Document F recommends that adequate ventilation is provided to prevent excess condensation buildup which could damage the structure of the property. It also ensures that air flows through the property maintaining good levels of indoor air quality.

Building Regulation compliance is important for installation, inspection, testing, commissioning, and provision of information when installing fixed ventilation systems in new and existing properties.

The Yale SlotVent has been designed and tested to comply with The Building regulations England and Wales requirement F- Means of Ventilation and the Scottish Building Regulations October 2011 Standard 3.14.

Internal foam gasket
Reduces air leakage by at least 40%



Range includes

2500EA

4000EA

5000EA

Equivalent area (EA) is a measure of the aerodynamic performance of a ventilator. It is the area of a sharp-edged circular orifice which air would pass through at the same volume flow rate, under an identical applied pressure difference, as the opening under consideration**



Components

Internal Vent

- Yale branded
- Pre-fitted clips
- Vent can be tilted 30, 60 or 90 degrees according to ventilation requirements
- Range includes options for with and without foam gasket for noise and draft reduction



External Hood

- Pre-fitted clips
- Provides ventilation whilst preventing water from entering the home
- Built-in fly screen to prevent flies/ bugs from entering the home



Fly screen for overframe

- Fitted under internal vent when no external hood is used.
- Fly screen prevents flies/ bugs entering the property



Colour Range

Colours can be mixed and matched to suit the aesthetics of the window.

- Agate Grey RAL 7038
- Anthracite Grey RAL 7016
- Black RAL 9005
- Brown RAL 8022
- Cream RAL 9001
- Chartwell green RAL 6021
- Irish Oak RAL 1011
- Slate Grey RAL 7015
- Tan RAL 8003
- White RAL 9016
- Bright White RAL 9003

White clips pre-fitted on white vents
Black clips pre-fitted on all other colours



Fitting

Yale SlotVent is supplied with pre-fitted clips for easy installation with optional screw holes to fit optimal 13mm slot.




30° Tilt Mode



60° Tilt Mode

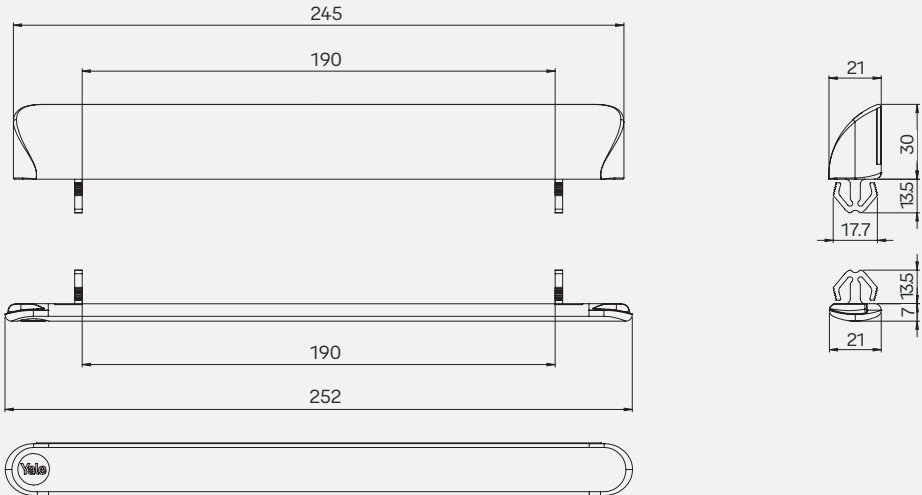


90° Tilt Mode




Technical Specification

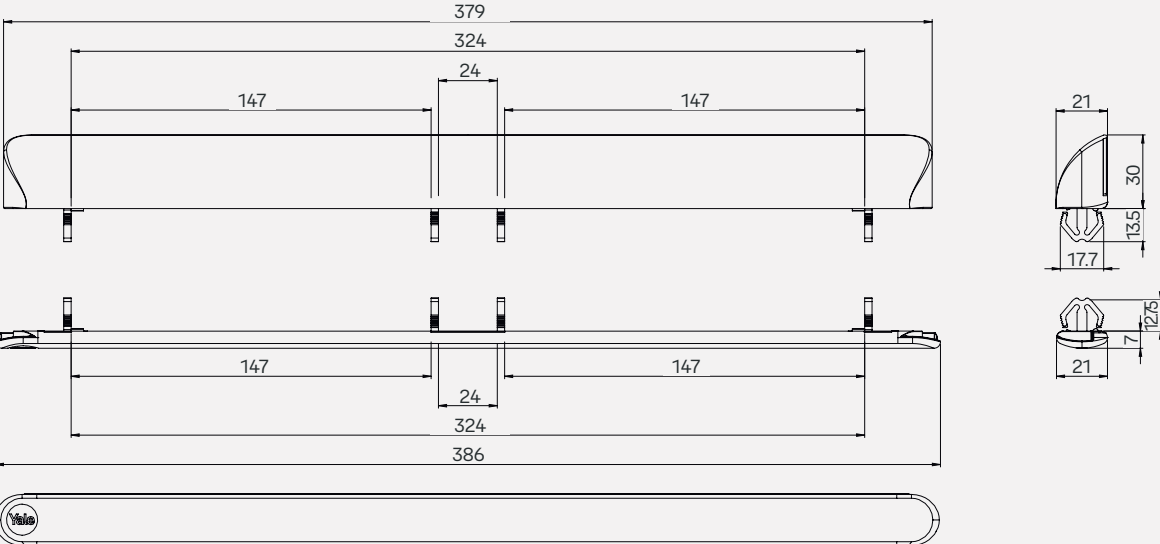
2500EA



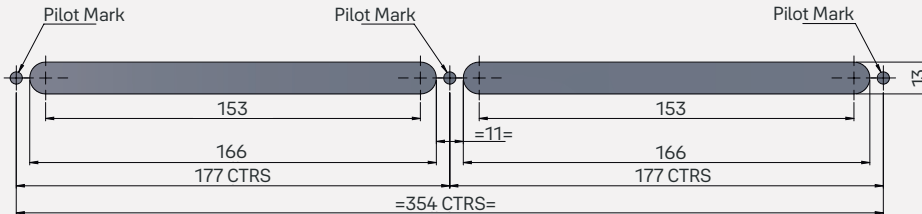
Routing Detail



4000EA

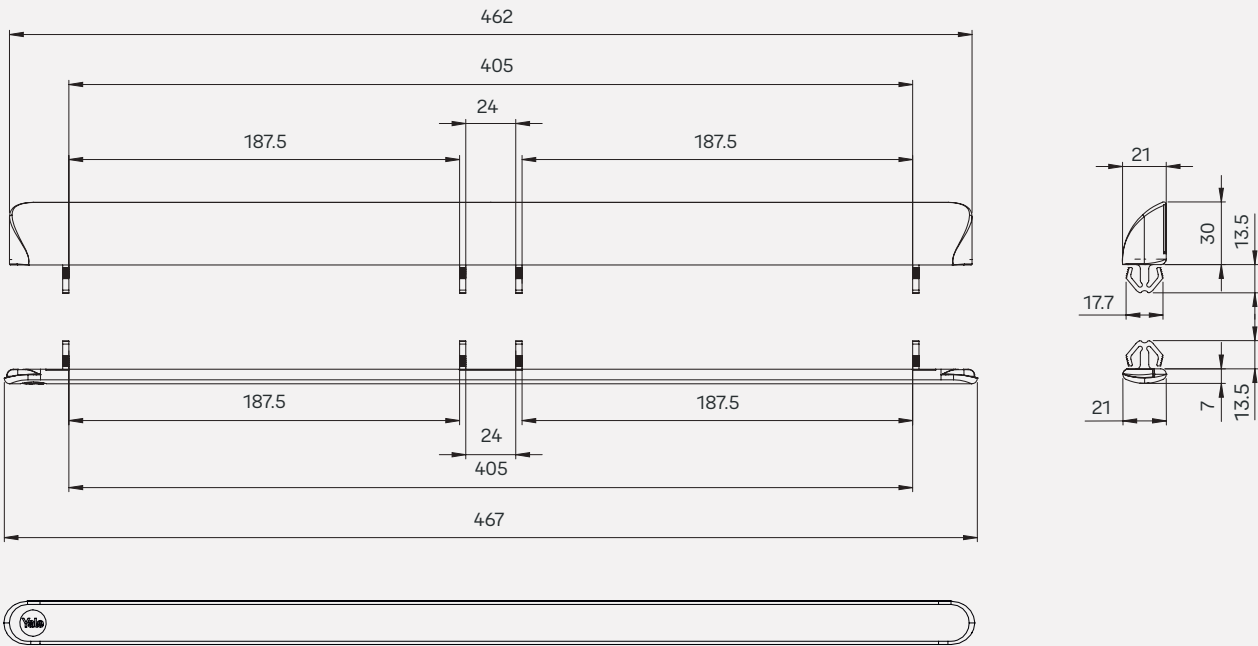


Routing Detail

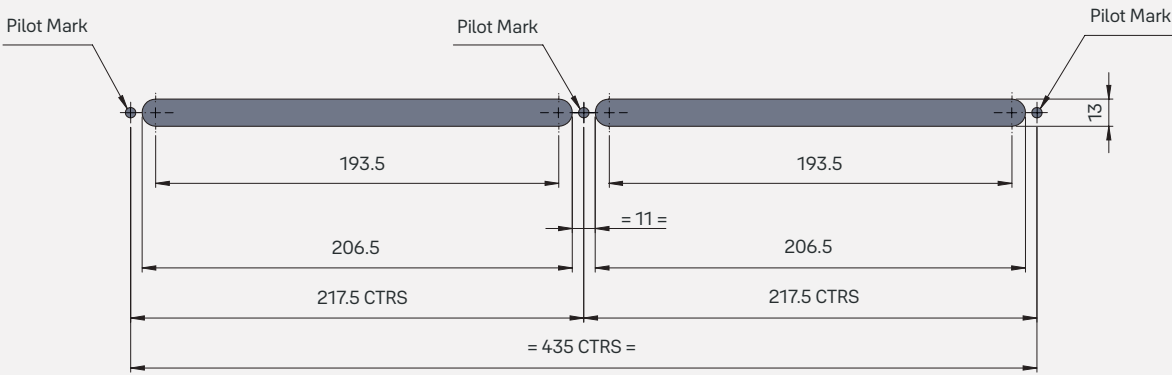


Technical Specification

5000EA

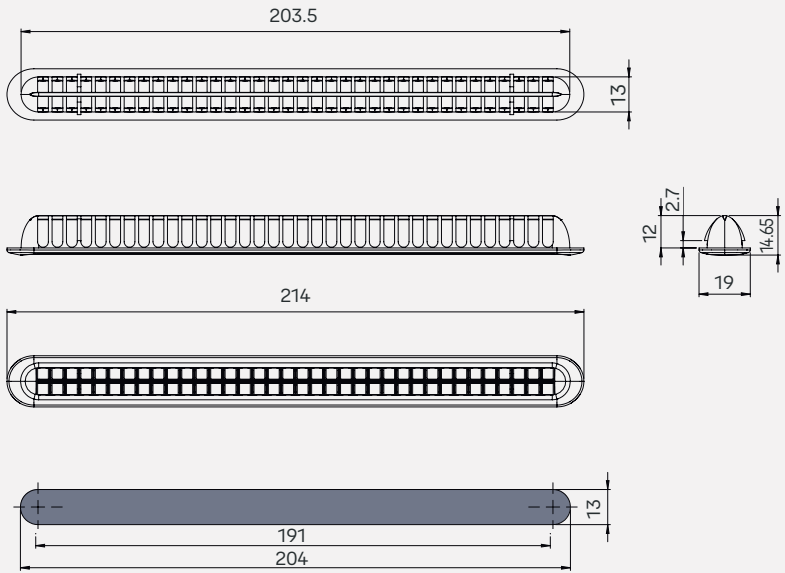


Routing Detail



Fly Screen for Overframe Routing Detail

2500EA



4000EA

